

# Swap Deals

### In this article

- [Section overview](#)
- [Adding a New Swap Deal](#)
  - [Items List tab](#)
  - [Edit Swap Deal tab](#)
- [Adding a New Item](#)
- [Swap Deals' in-system functioning](#)

### Section overview

The **Swap Deals** section has been created since version 3.20 of the JeraSoft Billing. Its purpose is to comprise all the bilateral agreements for further monitoring and analysis. The section is presented as a table like the one below:

Screenshot: *Swap Deals* section

Swap Deals

New Swap Deal

Rows 1 – 2 of 2

20


Page 1 of 1

ID	Name	Status	Period	Forecast Date	Live Profit	Progress	Client
2	Swap Deal	In-process	11/01/2019 – 12/31/2019	10/29/2019	30 855.00 USD	<div>60%</div>	Test Client   Test Account
3	swap deal 2	archive	11/28/2019 – 12/13/2019	—	0.00 USD		Test Client   Test Account

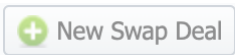


About

0.0882s

© 2004-2019 JeraSoft. All Rights Reserved.

Column Name	Description
ID	ID of the Swap Deal
Alert	This column is showing whether the Swap Deal goes as planned. If the current traffic speed is insufficient to close the deal as planned, there will be a  icon to let you know.
Name	Name of the Swap Deal
Status	The deal's status. It can one of the following: <ul style="list-style-type: none"><li>▪ <b>pending</b> - the Swap Deal's start day is in the future</li><li>▪ <b>in process</b> - meaning the Swap Deal is in process of completing</li><li>▪ <b>archive</b> - inactive Swap Deal</li><li>▪ <b>success</b> - the result status after the success deal's completion</li><li>▪ <b>fail</b> - the result status after the failed deal's completion</li></ul>
Period	Period of the Swap Deal
Forecast Date	The forecasted date of the Swap Deal completion with the current speed
Live Profit	The sum of inbound and outbound live revenue
Progress	The progress bar for the Swap Deal, shows the percentage of completion
Client	The Client's name and its Account, with whom the deal was agreed

Functional buttons and icons presented in the section are as follows:

Button/Icon	Description
	Allows adding a new Swap Deal to the system
	Allows editing a Swap Deal
	Allows deleting a Swap Deal from the system

# Adding a New Swap Deal

To add a new swap deal, click the **Add Swap Deal** button and define the respective values in a pop-up window:

Screenshot: Adding a New Swap Deal

Swap Deals

GENERAL

Name:

Client:

Status: Active

Account:

Currency: USD

PERIOD SETTINGS

Period: day(s)

Start Date:

OK

Cancel

Apply

Field		Description
General	Name	Define the name for a Swap Deal
	Status	Specify a Swap Deal status. There are two options: <ul style="list-style-type: none"><li>active</li><li>archive</li></ul>
	Currency	Specify a Swap Deal currency
	Client	Select the Client for the current Swap Deal <div>Note that the <b>Client</b> and <b>Account</b> fields are mutually exclusive.</div>
	Account	Select an Account for the current Swap Deal
Period Settings	Period	Indicate a period in days or months for this Swap Deal
	Start Date	Indicate a start date for this Swap Deal

## Items List tab

There are certain **Items** inside of the Swap Deal entity, which are the agreements on traffic volumes and pricing per destination. The Items are in the **Items List** tab of the current Swap Deal. This tab looks like this:

Screenshot: Items List tab

Items List

Edit Swap Deal

Swap Deal

GENERAL

Client: Test Client | Test Account  
Period: 11/01/2019 – 12/01/2019  
Update Time: 11/10/2019 00:00:00 +0000  
Status: In Process

PROFIT

Planned: 44 800.00 USD  
Live: 29 984.00 USD  
Sales: 29 984.00 USD  
Margin: 6 060.00 USD

INBOUND

Planned: 50 000.00 USD  
Live: 26 500.00 USD  
Forecast: 12/01/2019  
Progress: 53%

OUTBOUND

Planned: -5 200.00 USD  
Live: -3 484.00 USD  
Forecast: 11/30/2019  
Progress: 67%

ITEMS

New Item

ID	Destination	Rate	Volume	Revenue	Sales Revenue	Run Rate	Progress		
1	CN: USA	0.4000 USD   0.5000 USD	8 710.00 min of 13 000.00 min	4 355.00 USD of 5 200.00 USD	4 355.00 USD	230.00 min   214.50 min	67%		
2	CN: UK	1.0000 USD   1.1000 USD	26 500.00 min of 50 000.00 min	26 500.00 USD of 50 000.00 USD	29 150.00 USD	1 085.00 min   1 175.00 min	53%		

Field		Description
General	Client	Displays the Client and its Account, with whom the deal was agreed upon
	Period	Shows the period for the current Swap Deal
	Update Time	Last time the system renewed information for this Swap Deal according to current statistics
	Status	Displays the current Swap Deal status

<b>Profit</b>	<b>Planned</b>	The sum of inbound and outbound planned revenue
	<b>Live</b>	The sum of inbound and outbound live revenue
	<b>Sales</b>	Shows profit according to current statistics and sales rates <div> <i>i</i> Counted like <math display="block">\text{sales profit} = \text{inbound sales revenue} + \text{outbound sales revenue}</math> <p>where inbound sales revenue is a sum of all inbound items' sales revenue, and outbound sales revenue is a sum of outbound respectively</p> </div>
	<b>Margin</b>	Indicates the Swap Deal efficiency <div> <i>i</i> Counted like <math display="block">\text{margin} = \text{live profit} - \text{sales profit}</math> </div>
<b>Inbound</b>	<b>Planned</b>	Planned inbound revenue based on Swap Deal volume and price
	<b>Live</b>	Current inbound revenue according to the statistics within the Swap Deal
	<b>Forecast</b>	Forecasted end date with current speed (concerning inbound traffic)
	<b>Progress</b>	Progress bar based on current inbound traffic
<b>Outbound</b>	<b>Planned</b>	Planned outbound revenue based on Swap Deal volume and price
	<b>Live</b>	Current outbound revenue according to the statistics within the Swap Deal
	<b>Forecast</b>	Forecasted end date with current speed (concerning outbound traffic)
	<b>Progress</b>	Progress bar based on current outbound traffic
<b>Items</b>	<b>ID</b>	ID of the Item
	<b>Direction</b>	Item's direction: <ul style="list-style-type: none"> <li>➡ for inbound traffic;</li> <li>➡ for outbound traffic.</li> </ul>
	<b>Destination</b>	Dst Code or Code Name
	<b>Rate</b>	Indicates the Swap Deal rate (first) and average sales rate (second) for the destination
	<b>Volume, min</b>	Shows how much traffic from the planned amount is currently within the Swap Deal (Live Volume   Planned Volume)
	<b>Revenue</b>	Shows how much you earned on a specific destination within the Swap Deal from the planned amount (Live Revenue   Planned Revenue)
	<b>Sales Revenue</b>	Shows how much you would have earned on a specific destination without a Swap Deal agreement <div> <i>i</i> Counted like <math display="block">\text{sales revenue} = \text{live volume} * \text{sales rate}</math> </div>
	<b>Alert</b>	Shows whether the Item's progress goes as planned. If the current traffic speed is insufficient to close the deal as planned, there will be a ⚠ icon.
	<b>Run Rate, min</b>	Current speed of filling out the Swap Deal as per this Item (the first is the actual Run Rate, the second is the Required Run Rate)
	<b>Progress, %</b>	Item's progress

Edit Swap Deal tab

To edit the Swap Deal details, there is an Edit Swap Deal tab available. It has the following outlook:

Screenshot: Edit Swap Deal tab

Items List

Edit Swap Deal

Swap Deal

GENERAL

Name: Swap Deal

Status: Active

Currency: USD

Client:

Account: Test Client: Test Account

PERIOD SETTINGS

Period: 30 day(s) | 12/29/2019

Start Date: 2019-11-01

OK

Cancel

Apply

Adding a New Item

To add a new item to the swap deal, click the 

+ New Item

 button in the **Items List** tab and define the respective values in a pop-up window:

Screenshot: Adding a New Item

Swap Deals

Swap Deal

GENERAL

Direction: Outbound

Volume: 50000

Code:

Code Name: UK

RATING

Rate: 1

Sales Rate: 1.1

Service: Calls

OK

Cancel


Apply

Field		Description
General	Direction	Specify the traffic direction: <ul style="list-style-type: none"><li>Inbound</li><li>Outbound</li></ul>
	Volume	Indicate an expected volume for the swap deal item.
	Code	Indicate a code of the item. <div>Note that the <b>Code</b> and <b>Code Name</b> fields are mutually exclusive.</div>
	Code Name	Indicate a code name of the item.
Rating	Rate	Indicate a rate that you agreed upon with your partner.
	Sales Rate	Specify an average rate that would be applied if not for the swap deal.
	Service	Select a service for this swap deal (calls, SMS, data).

## Swap Deals' in-system functioning

Swap Deals work within the billing system using the information on rates and current statistics. There is a separate service in **System Task Scheduler** section - **Swap Deals Manager**. This service updates each Swap Deal's statistics maximum once per hour. It monitors the current statistics and updates the Swap Deal information putting a timestamp of the latest changes to the **Update Time** field in the **General** section of an **Items List** tab.

If the Swap Deals Manager detects during its analysis that any item in a swap deal is performing not as expected, it will generate an alert to **System**

**Events Log**. Such alerts are sent at a frequency of maximum once in 4 hours. Apart from that, you will see an alert  icon in the Swap Deals section of the web interface.

From Events Log, you can configure it so that Swap Deals alerts will be sent to your mailbox upon occurrence. Learn more about how to set this up [here](#).