

Currencies

In this article

- [Section overview](#)
- [Adding a New Currency](#)
- [Specifying a Currency Rate](#)

Section overview

This section displays the list of all **currencies** registered in the system in the form of a **table of exchange rate relationships**. Each currency has a direct **exchange rate** to any other currency on the list. Since currencies are the cornerstone of the billing process, they are specified in various section of the system, such as [Invoices](#), [Rate Tables](#), [Clients](#), [Resellers](#), etc. Check out the section structure on the screenshot down below.

Screenshot: Currencies section main window

Currencies

+ New Currency

	EUR	RUB	UAH	USD		
1 EUR =	—	500.0000	x	0.8333		
1 RUB =	0.0020	—	x	x		
1 UAH =	x	x	—	11.5000		
1 USD =	1.2000	x	0.0870	—		

About

0.0616s

© 2004-2017 JeraSoft. All Rights Reserved.


Functional **buttons/icons** presented in the section are as follows:

Button/Icon	Description
	Allows to create a new currency
	Allows managing an existing currency on a list
	Allows deleting a currency from the system. Requires confirmation
	Allows managing an exchange rate of a currency

Adding a New Currency

You can add a new currency by clicking the **New Currency** button above the list. In a pop-up window (see screenshot below), you need to fill in the **required fields** and click **OK**.

Screenshot: New Currency pop-up window


New Currency

Name:

Rates precision:

Details precision:



Totals precision:

Field	Description
Name	Name of a new currency
Rates Precision	Number of decimal places for rates formatting. By default, the field value is set to 4 .
Details Precision	Number of decimal places for detailed monetary values formatting. By default, the field value is set to 4 .
Totals Precision	Number of decimal places for total monetary values formatting. By default, the field value is set to 2 .

The respective numbers will be displayed in all reports (**details precision** is used for all reports except xDR report) with cost and rate values in the statistics. They will also be shown in the invoices, except total values (totals **always** have 2 decimal places in invoices).


Specifying a Currency Rate

After you add a currency, you need to specify the rate. To do this, you need to (see animation down below):

- Click the  icon in the currency column, for which you wish to specify the exchange rate
- Click the  button in a pop-up window and set **Currency Rate** and **Date**
- Click **Add**


As a result, a new rate for the currency pair will be added. If more than one currency rate had been added, you can view a history of changes in the **Date** column.

Animation: Specifying a currency rate


JERASOFT
 VoIP Carrier Suite

Search...

Management
 Retail
 Statistics
 Tools
 Routing
 Configuration
 Integration
 System


Currencies

+ New Currency

	EUR	RUB
1 EUR =	—	
1 RUB =	0.0020	
1 UAH =	x	
1 USD =	1.2000	

About
 0.0563s



Tip

Statistical data of a new currency will be available after it'd been added to the system. However, if the currency has an old start date, and you want old data to be billed in this currency, you need to run calls rerating.



Attention

Please note that *changing of the system currency* requires running of *Dynamic Routing Manager* to generate a *routing table* with rates in the new system currency.