

Rates Tab

In this article

- [Tab Description](#)
- [Adding New Rate](#)
- [Mass Rate Edit](#)
- [Advanced Search](#)
- [Stashed rates](#)


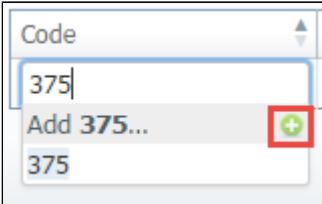

Tab Description


This tab is a corner stone of the whole section, containing the list of all codes with indication of personal parameters of each of it. Tab allows adding new rates, as well mass its mass editing and export.


Screenshot: Rates tab settings

Adding New Rate

To create a new rate for a target code, you need to press **Add Rate** and the following fields will appear:

Field	Description
Src Code	<p>Specify a source code for a new rate.</p> <p>You can add a code to already chosen code deck while creating a new rate. To do it, while indicating a new one for a rule, click on the plus  i con next to the respective code (see screenshot below). The plus icon will be visible if there is code deck specified previously</p> <div></div> <div> Attention</div> <p>Please note that rates with Src Codes are not used when termination tariffs are chosen for Dynamic Routing. This functionality is going to be reworked in the upcoming releases.</p>
Src Code Name	Indicate a source code name in case source code is not specified (available if code deck is attached). If Src Code Name is specified, Src Code field becomes disabled and vice versa
Dst Code	Indicate a destination code for a new rate.
Dst Code Name	Name of a destination code group (available if code deck is attached)
Rate	Price per unit of a servie. Here you can see changes (how current rate differs from previously effective on) by clicking up/down arrows

Effective Date	Rate start date (newest available rate for a particular destination)
Min	Minimal time of call that will be tariffed. For example, if total call time was 20 seconds and Min is 30 , then client will pay for 30 seconds of call
Int	Tariffication interval. This parameter is used, when Min Time expires. For instance, if call time is 26 seconds, Min is 25 and Int is 8 , client will pay for 33 seconds
Extra Fields	Additional parameters are stored under gray downwards arrow  icon.
	<ul style="list-style-type: none"> Tag Specify a tag for respective rates. If it's not applicable, assign a (@) tag as default.
	<ul style="list-style-type: none"> Policy This option allows selecting a rate type for a code: regular rate or an additive (extra) rate: <ul style="list-style-type: none"> regular rate - this policy signifies a usual rate definition for the event; additive (extra) rate - this policy signifies that this rate will be added to a regular rate for the event. <p>During billing, the system takes one regular rate and all additive (extra) rates that are appropriate for the call. Please note, a regular/additive rate table will be determined by accessible dynamic and static tags, used for the call.</p>
	<ul style="list-style-type: none"> Profile Time profile that will be used for a current rate, for example, business time, non-business time, weekends, etc.
	<ul style="list-style-type: none"> End Date After specified date, target rate will not be used
	<ul style="list-style-type: none"> Setup Fee Setup fee (charged when event duration is longer than 0 seconds)
	<ul style="list-style-type: none"> Grace Volume Time interval that will not be tariffed (free time). For instance, if you specified 5 sec as a Grace Time, all calls with duration up to 5 seconds (including calls with session time of 5 seconds) will be free of charge
	<ul style="list-style-type: none"> Number Length Specify a minimum and maximum length of destination number. For example, if you have a rate of 3 USD for 123 Dst Code with indicated number length from 6 to 9, and another rate of 5 USD for the same 123 Dst Code without specified number length, all calls with a Dst Number between 6 and 9 digits will be billed by 3 USD, otherwise, by 5 USD.
	<ul style="list-style-type: none"> Notes Additional information about current rate

After you finish filling in all fields, press  button.

Also, you can quick export the rates by pressing **Export Filtered** button or opening the **Export** tab.

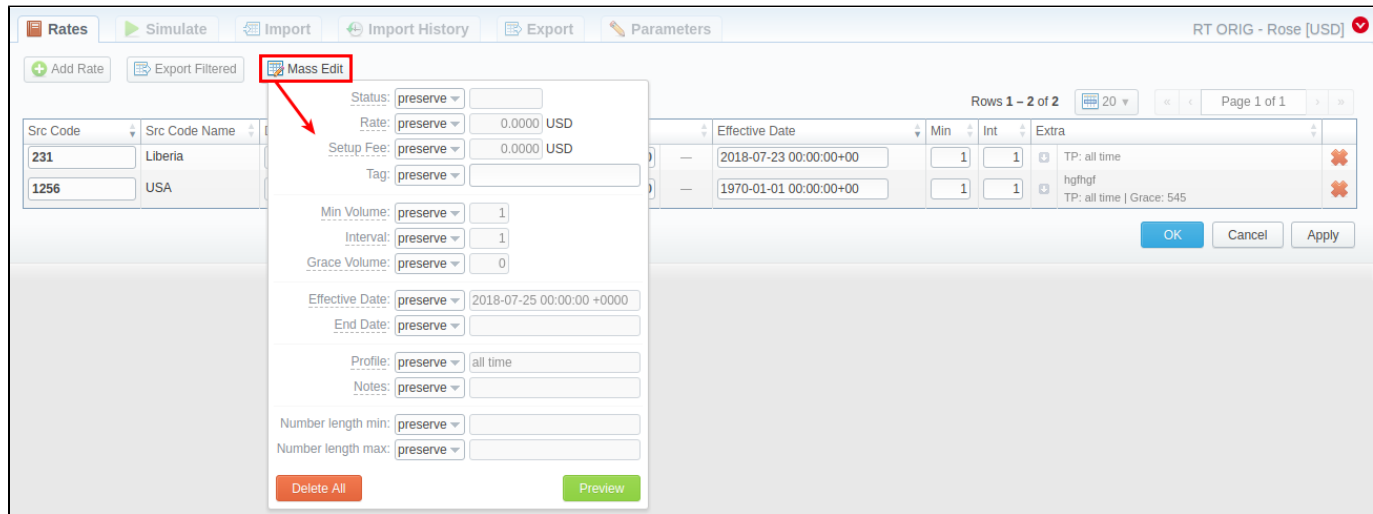
Mass Rate Edit



It's possible to make a mass update of the rates by clicking on Mass Edit for the drop-down menu to appear. Then, you need to fill in the fields according to your needs. There are four general parameters that can be applied to a field.

- preserve** - the default configuration that saves the rate not edited. Leave this parameter unchanged if required;
- set to** - it allows to edit rates, for example, specify the same effective date for all rates at once, regardless of previous configurations;
- inc for** - here you can indicate how the original value increased;
- dec for** - here you can indicate how the original value decreased.

The list of mass edit fields is as follows:

Screenshot: Mass Edit button




Field	Description
Status	Change rates statuses. Available options: preserve, set to
Rate	Change rates values. Available options: preserve, set to, inc for, dec for . You can increase or decrease the value either by fixed number or percent. To increase or decrease by percent enter % sign after desired number. <div>  Warning Do not enter non-numeric symbols. </div>
Setup Fee	Change setup fee value. Available options: preserve, set to, inc for, dec for . You can increase or decrease the value either by fixed number or percent. To increase or decrease by percent enter % sign after desired number. <div>  Warning Do not enter non-numeric symbols. </div>
Tag	Change rates tag. Available options: preserve, set to
Min. Volume	Change minimal volume value. Available options: preserve, set to
Interval	Change tariffication interval value. Available options: preserve, set to
Grace Volume	Change grace volume value. Available options: preserve, set to
Effective Date	Change rate start date value. Available options: preserve, set to
End Date	Change rate end date value. Available options: preserve, set to
Profile	Change rate profile. Available options: preserve, set to
Notes	Change rates note. Available options: preserve, set to
Number Length Min	Change minimum length of destination number. Available options: preserve, set to
Number Length Max	Change maximum length of destination number. Available options: preserve, set to

After indicating necessary fields, press **Preview** button. You will be displayed a new rate table with edited details, where you can choose one of the following options:

- By pressing **Insert As New** button, edited rates will be added as new ones that will replace existent under specified conditions (for example, change of rate and effective date);
- By pressing **Update Current** button, edited rates will have their values updated with the new ones;

To delete all displayed rates press **Delete All** button in a Mass Edit menu.

Advanced Search

Use the **Advanced Search** drop-down menu (see screenshot) by clicking on red downwards arrow  icon in the top right corner of the tab. To open additional settings, press **Advanced** button.

Screenshot: Rates tab search settings

Rates **Simulate** **Import** **Import History** **Export** **Parameters** RT ORIG - Rose [USD] ⌵

+ Add Rate Export Filtered Import M...

Code	Code Name
1201	New Jersey
1209	California

current / future ▾
2018-04-30 14:21:46
Code:
Code Name:

Service:
Policy:
Tag:

Import File:
Prev Diff Status:
Next Diff Status:

Rate: — USD
Setup Fee: — USD
End Date:

Min Volume: —
Interval: —
Status: ▾

Profile:
Grace Volume: —

Advanced
Query

Field	Description
State	Search by <i>the period of a rate</i> during which the rate is active, expired, etc., as compared to data specified in the next field. The following states are available to choose from a drop-down list: <ul style="list-style-type: none"> • <i>current on</i> - search includes rates that are active for specified data • <i>old for</i> - search rates that are expired for specified data • <i>future for</i> - the future rates compared with specified data • <i>current/new</i> - includes current and future rates • <i>all</i> - includes all rates
Code/Name	Search by the title or code
Tag	Search by an assigned tag
Imported File	Search by the title of an imported file , choose a file from the drop-down list of all available. If the list is empty, there is no imported files.
Difference Status	Search by the cost changes of the rate . The following types are available to choose from drop-down list: <ul style="list-style-type: none"> • <i>Decreased</i> • <i>Increased</i> • <i>Not changed</i> • <i>New</i>
Status	Search by the state of the rate: <ul style="list-style-type: none"> • <i>active</i> • <i>stashed</i> (<i>not confirmed</i>). This state means that the rate is not used for the billing or routing process.
Rate	Search by the rate , the price interval could be specified
Setup Fee	Search by the setup fee of the rate , the interval could be specified
End Date	Search by the expiration date of the rate
Min Volume	Search by the minimal volume of eveny that will be tarified
Interval	Search by the tariffication interval
Profile	Search by the time profile of the rate

Grace Volume	Search by the interval of the free time
Number Length	Search by the length of destination number

⚠ Attention

When you filter rates by the state (for example, **current/new, future for, current on**), **stashed** (not-confirmed) rates will not show up in the search results. To include these rates, choose **all** from the drop-down list.

Stashed rates

If you see the rate rows colored in yellow, it means these rates are in pending state and you need to confirm them all (press **Confirm Filtered Rates** button). Not confirmed rate appears while import process.

Screenshot: Rates tab settings

Rates
Simulate
Import
Import History
Export
Parameters

RT ORIG [USD]

Add Rate
Export Filtered
Mass Edit

New: 6
Unchanged: 1
Decreased: 1
Increased: 1

Rows 1 - 9 of 9
10
Page 1 of 1

Src Code	Src Code Name	Dst Code	Dst Code Name	Rate	Effective Date	Min	Int	Extra	
902	Canada	1210	United States	— 0.9900	2018-12-12 00:00:00+00	1	1	TP: all time	Stashed
782	Canada	1212	United States	3.0000 ▼ 2.0000	2018-12-12 00:00:00+00	1	1	TP: all time	Stashed
778	Canada	1205	United States	— 0.8700	2018-12-12 00:00:00+00	1	1	TP: all time	Stashed
709	Canada	1209	United States	1.4000 ▲ 2.0000	2018-12-12 00:00:00+00	1	1	TP: all time	Stashed
604	Canada	1203	United States	— 0.8700	2018-12-12 00:00:00+00	1	1	TP: all time	Stashed
506	Canada	1207	United States	— 0.9900	2018-12-12 00:00:00+00	1	1	TP: all time	Stashed
431	Canada	1201	United States	1.0000 1.0000	2018-12-12 00:00:00+00	1	1	TP: all time	Stashed
250	Canada	1202	United States	— 0.9900	2018-12-12 00:00:00+00	1	1	TP: all time	Stashed
236	Canada	1206	United States	— 0.8700	2018-12-12 00:00:00+00	1	1	TP: all time	Stashed

Confirm Filtered Rates
OK
Cancel
Apply