

Data Sources


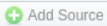



In this article

- [Section overview](#)
- [Creating a New Data Source](#)

Section overview

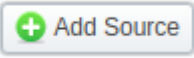

Data Source section is a first step to providing easier and more convenient work with data sources: files import, in particular. Previously, data source settings were split between [Rate Tables](#), [Resellers](#), [Gateways](#) and [Number Portability](#) and caused certain inconvenience in its configuration. Now, all these settings have been united in a single section making it possible to configure a data source in one place and use throughout the entire system. Section is presented in a form of a table with the following columns:

Screenshot: Data Source section

 Data Sources					
		Rows 1 – 1 of 1  20 			
ID	Name	Connection type	Host	Port	
1	New DS	FTP	12.5.5.6	21	
About Get Support 0.1948s © 2004-2018 JeraSoft. All Rights Reserved.					

Column Name	Description
ID	Data source identification number
Name	Data source name
Connection type	Type of connection to data source
Host	IP address or domain name
Port	Data source port

Functional buttons and icons, presented in the section, are as follows:


Button/Icon	Description
	Allows creating a new data source
	Allows deleting a data source from the system

Creating a New Data Source

To create a new data source, you need to follow these steps:

1. Click the **Add Source** button
2. In the pop-up window, fill in the required fields (see screenshot below) and click **OK**

Screenshot: New Data Source create form


Data Sources

Name:

Host:

Connection type:

Login:


Password:

Port:

OK

Cancel

Apply

Field	Description
Name	Indicate a data source name
Host	Specify an IP address or domain name of the server. Unavailable for Web (Numuri) connection type
Connection Type	<p>Specify connection type:</p> <ul style="list-style-type: none"> • SSH • FTP • IMAP - mail mode to download files. • Web (Numuri) - web mode to download files <div>  Attention </div> <p>Depending on a type you've chosen, the list of fields in the information block may differ</p>
Login	Specify gateway server login
Password	Password for FTP connection, IMAP mailbox and Numuri web service. For SSH , you have to create SSH-keys . Thus, this field is unavailable for this type.
Port	Specify port for SSH , IMAP or FTP type. Unavailable for Web (Numuri)